


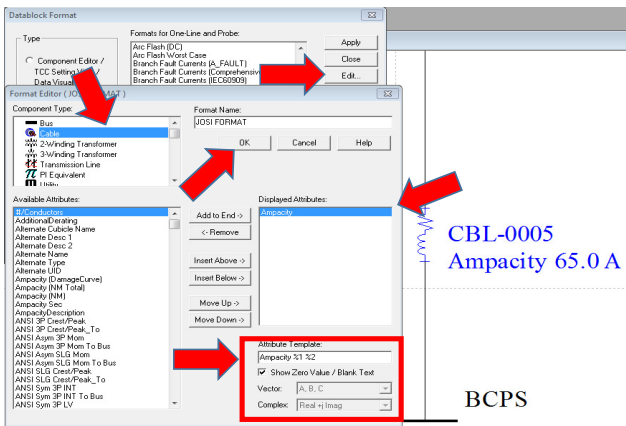
HOW TO REMOVE DECIMALS ON ONE LINE DATABLOCK VALUES

1- Select device, right click, and click on **Datablock Format** or **Ctrl + D**



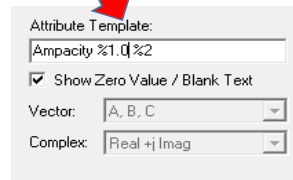
BCPS

2- Click on **Edit...**, Select the Component Type, select the Attribute under Displayed Attributes, in Attribute Template insert the number of decimal points; by changing the "CableAmpacity" from ("%1 %2") to ("%1.0 %2"), the number of digits to be displayed on the datablock is changed from default, to 0 digits after the decimal point.

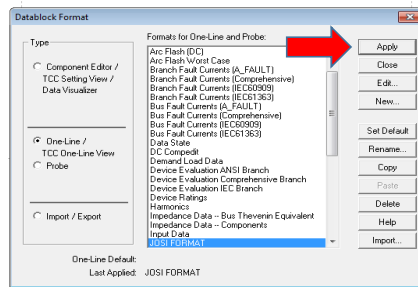


CBL-0005
Ampacity 65.0 A

BCPS



3- Click **OK**, Click **Apply**



CBL-0005
Ampacity 65 A

BCPS